

ABBREVIATIONS

(bkn) [cp]x (y,z) - (broken) x metre climb / pitch requiring y metres of rope with z anchors

bldr(s) - boulder(s)
csc(s) - cascade(s)
chk(s) - choke(s)
chr(s) - chamber(s)
nr - near

jct - junction
psgs - passage(s)
L/R - left/right
Mcr - Manchester

COUNTY POT

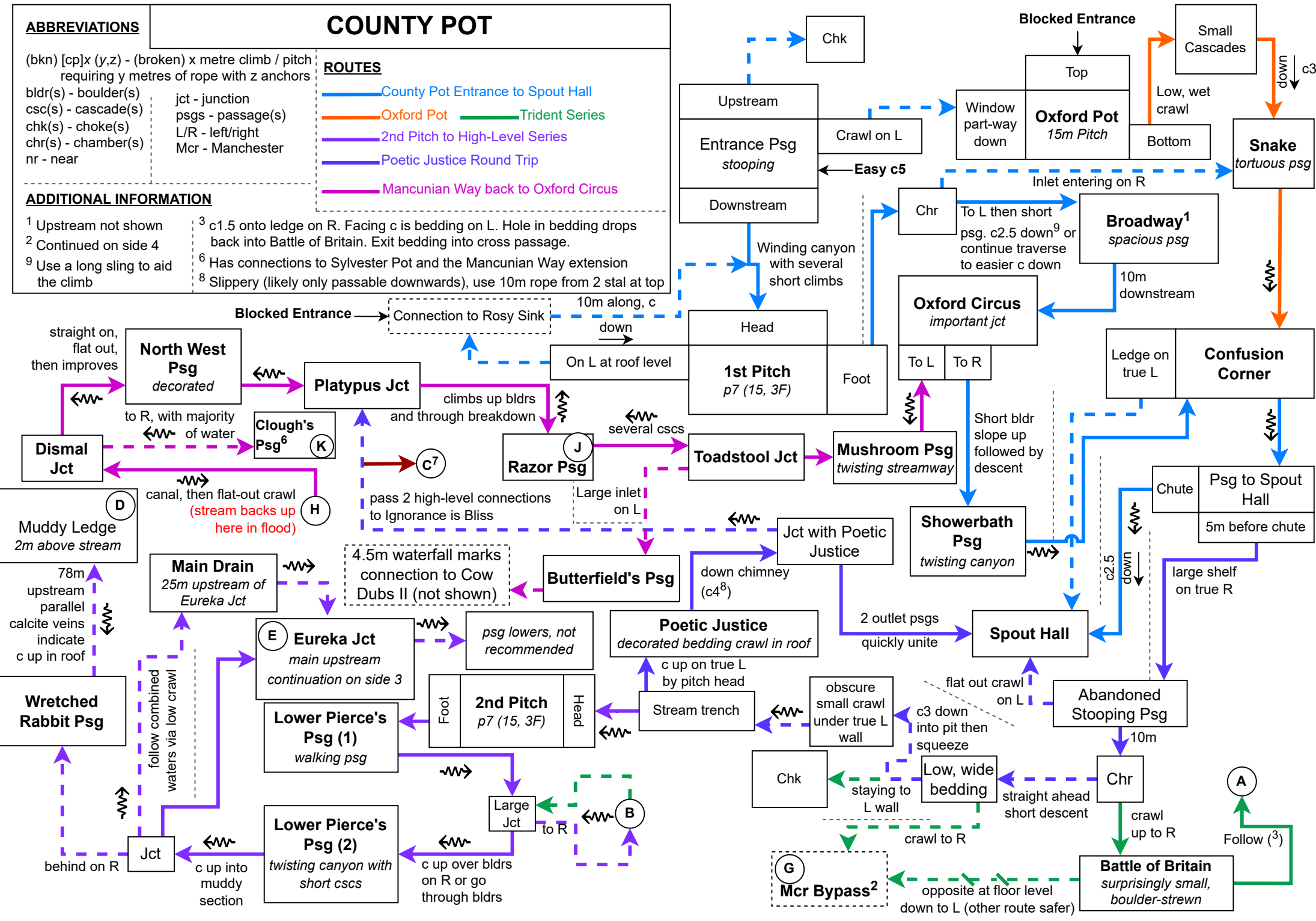
ROUTES

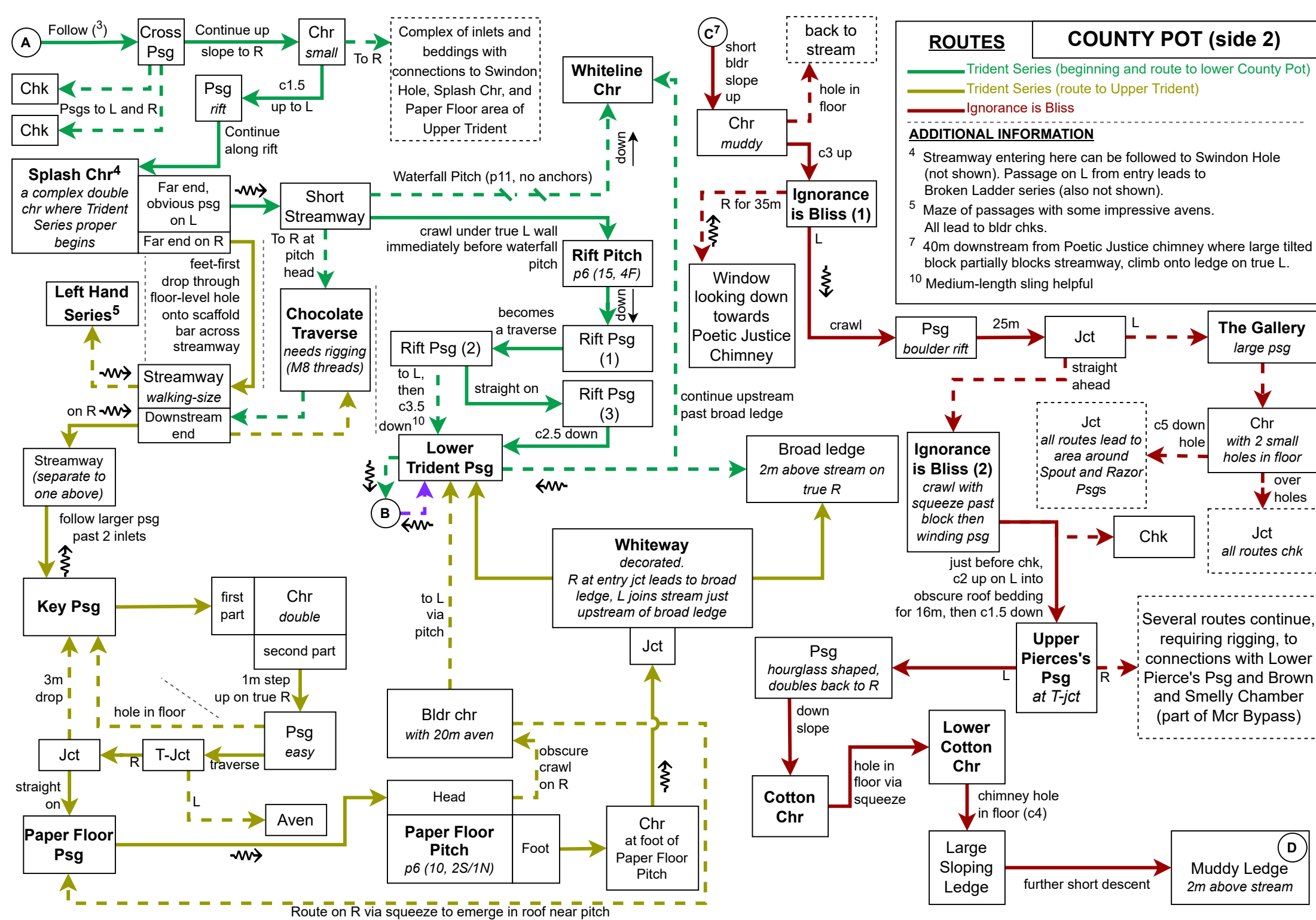
- County Pot Entrance to Spout Hall
- Oxford Pot — Trident Series
- 2nd Pitch to High-Level Series
- Poetic Justice Round Trip
- Mancunian Way back to Oxford Circus

ADDITIONAL INFORMATION

¹ Upstream not shown
² Continued on side 4
⁹ Use a long sling to aid the climb

³ c1.5 onto ledge on R. Facing c is bedding on L. Hole in bedding drops back into Battle of Britain. Exit bedding into cross passage.
⁶ Has connections to Sylvester Pot and the Mancunian Way extension
⁸ Slippery (likely only passable downwards), use 10m rope from 2 stal at top





ROUTES	COUNTY POT (side 2)
— Trident Series (beginning and route to lower County Pot)	
— Trident Series (route to Upper Trident)	
— Ignorance is Bliss	
ADDITIONAL INFORMATION	
4 Streamway entering here can be followed to Swindon Hole (not shown). Passage on L from entry leads to Broken Ladder series (also not shown).	
5 Maze of passages with some impressive avens. All lead to bldr chks.	
7 40m downstream from Poetic Justice chimney where large tilted block partially blocks streamway, climb onto ledge on true L.	
10 Medium-length sling helpful	

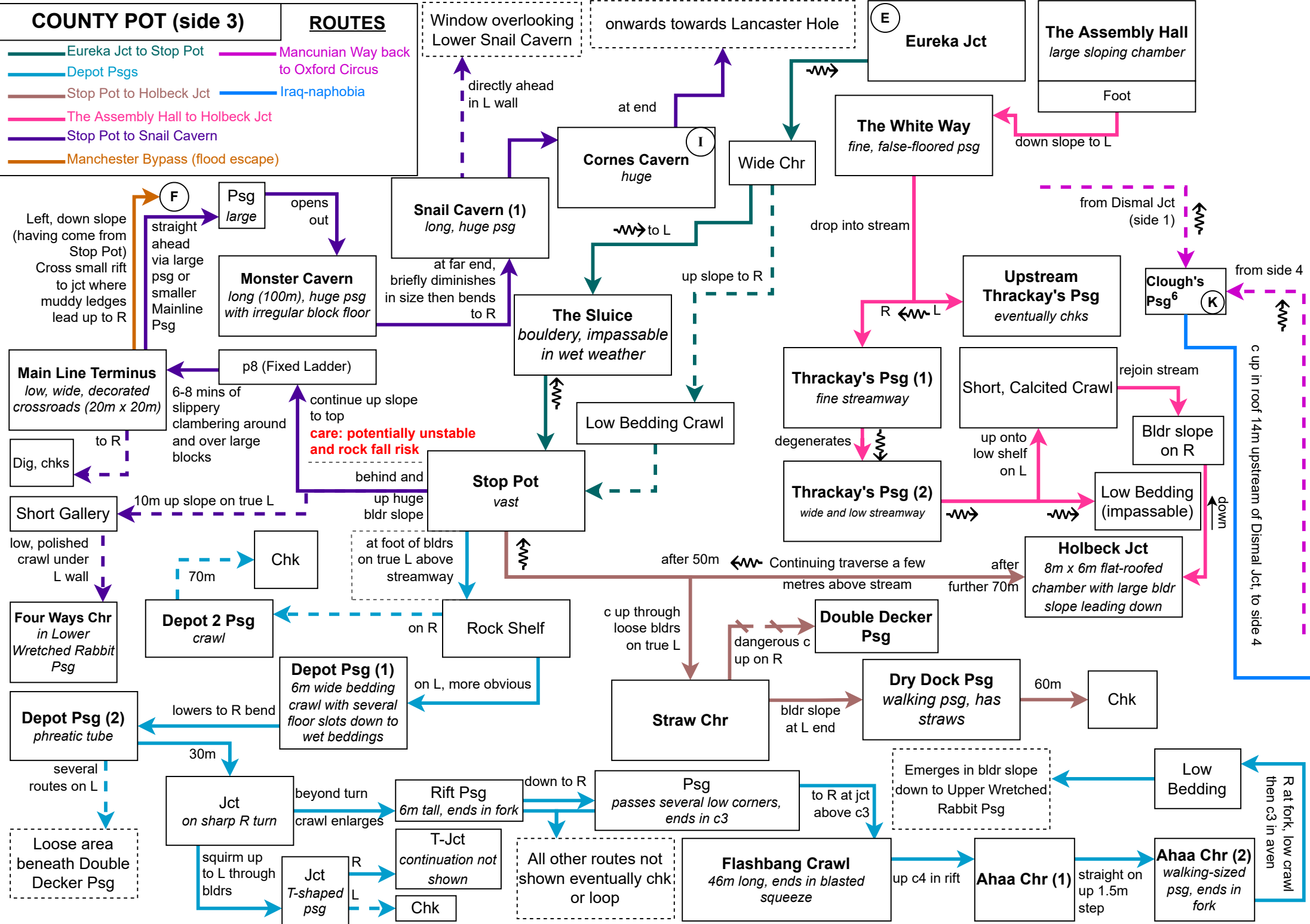
Several routes continue, requiring rigging, to connections with Lower Pierce's Psg and Brown and Smelly Chamber (part of Mcr Bypass)

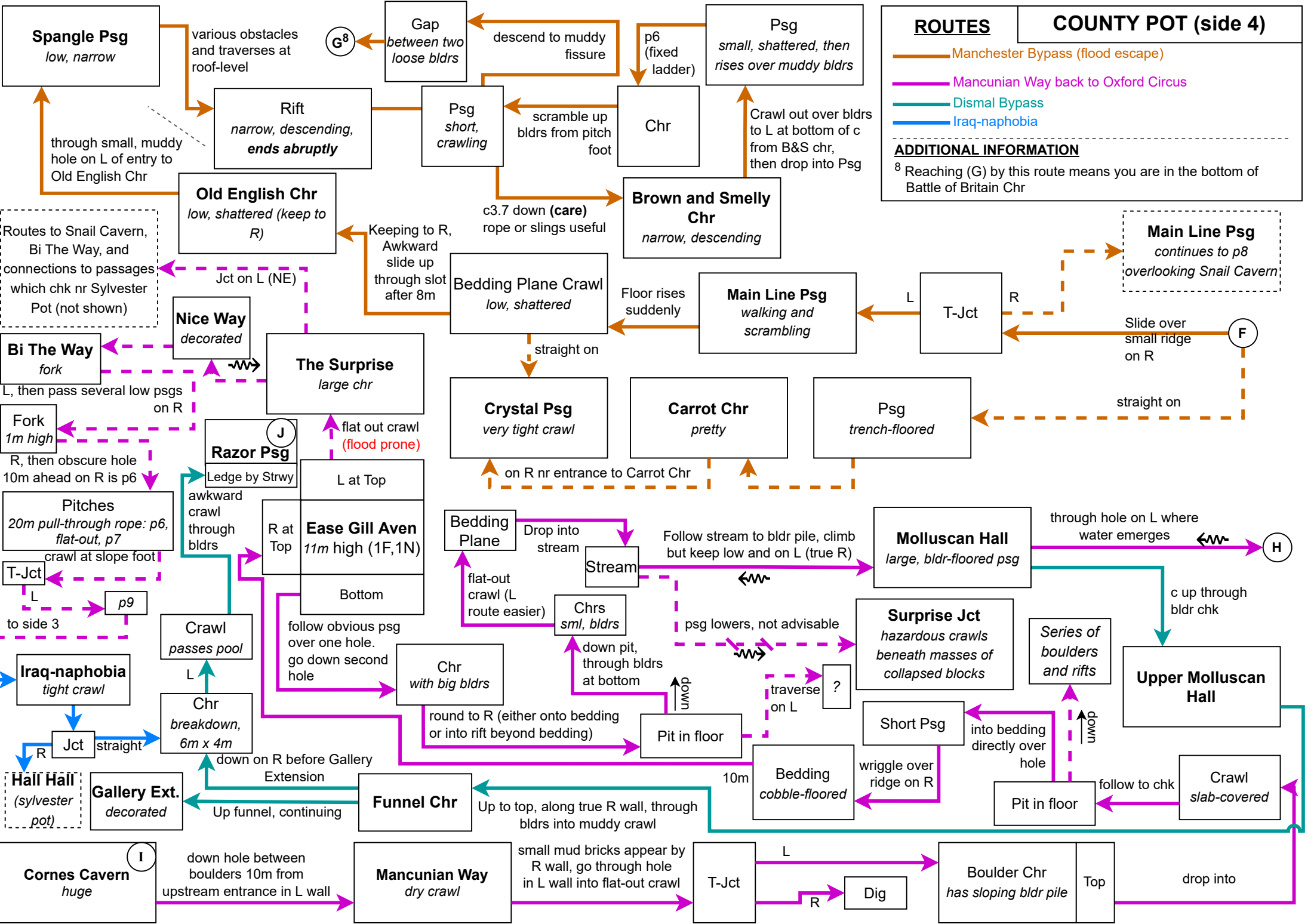
Route on R via squeeze to emerge in roof near pitch

COUNTY POT (side 3)

ROUTES

- Eureka Jct to Stop Pot
- Depot Psgs
- Stop Pot to Holbeck Jct
- The Assembly Hall to Holbeck Jct
- Stop Pot to Snail Cavern
- Manchester Bypass (flood escape)
- Mancunian Way back to Oxford Circus
- Iraq-naphobia





ROUTES

- Manchester Bypass (flood escape)
- Mancunian Way back to Oxford Circus
- Dismal Bypass
- Iraq-naphobia

COUNTY POT (side 4)

ADDITIONAL INFORMATION

⁸ Reaching (G) by this route means you are in the bottom of Battle of Britain Chr

Routes to Snail Cavern, Bi The Way, and connections to passages which chk nr Sylvester Pot (not shown)

Main Line Psg
continues to p8 overlooking Snail Cavern

Bi The Way
fork

Fork
1m high

Pitches
20m pull-through rope: p6, flat-out, p7
crawl at slope foot

Iraq-naphobia
tight crawl

Hall Hall
(sylvester pot)

Cornes Cavern
huge

Nice Way
decorated

Razor Psg
Ledge by Strwy

Crawl
passes pool

Chr
breakdown, 6m x 4m

Gallery Ext.
decorated

The Surprise
large chr

Ease Gill Aven
11m high (1F, 1N)

Chr
with big bldrs

Funnel Chr

Mancunian Way
dry crawl

Bedding Plane Crawl
low, shattered

Crystal Psg
very tight crawl

Bedding Plane

Chr
with big bldrs

Funnel Chr

Chr

Brown and Smelly Chr
narrow, descending

Carrot Chr
pretty

Chrs
sml, bldrs

Pit in floor

T-Jct

Main Line Psg
walking and scrambling

Stream

Chr
with big bldrs

Bedding
cobble-floored

T-Jct

Molluscan Hall
large, bldr-floored psg

Surprise Jct
hazardous crawls beneath masses of collapsed blocks

Short Psg

Bedding
cobble-floored

Dig

Series of boulders and rifts

Pit in floor

Boulder Chr
has sloping bldr pile

Upper Molluscan Hall

Crawl
slab-covered

Top

F

H

G⁸

I

J